




ELEMENTARY SCHOOL RUBRIC

PHASE 1

ARTS LIAISON ENTERS
PRELIMINARY CRITERIA

-  **Staffing**
Ratio of arts instructors to students and number of full-time equivalent (FTE) arts instructors.
- 1 FTE/350 students
 - 1 FTE
 - 0.5 FTE
 - 0 FTE
-  **Minutes of Instruction**
Average Minutes of Instruction per week throughout the school year.
- 120+ min
 - 90–119 min
 - 45–89 min
 - 44 min and below
-  **Access**
Percentage of grade levels having access to art classes.
- 100%
 - 80–99%
 - 50–79%
 - 49% and below

CREATIVE SCHOOLS
CATEGORIES






- Category 1: Excelling
- Category 2: Strong
- Category 3: Developing
- Category 4: Emerging
- Category 5: Incomplete Data

The highest-numbered category score from the above elements (Staffing, Minutes, Access) is your Phase 1 Rating.

CONTINUE TO PHASE 2

PHASE 2

ARTS LIAISON ANSWERS FIVE QUESTIONS

-  **Budget:** Does the school dedicate funding to the arts?
-  **Professional Development:** Do instructors have arts-specific professional development during the school year?
-  **Arts Integration:** Does the school utilize arts integration strategies?
-  **Partnerships:** Does the school collaborate with at least one external community arts partner?
-  **Parent/Community Engagement:** Does the school have exhibits, performances, or volunteer opportunities for students, parents, and the community?

CALCULATE FINAL CATEGORY

If a school answers YES to three or more Phase 2 questions, it keeps its score from Phase 1. This is its final Category Rating.

Phase
1 + 0

If a school answers NO to three or more Phase 2 questions, it must add one to its Phase 1 score. This becomes its final Category Rating.



Phase
1 + 1

Final Category Rating _____

HIGH SCHOOL RUBRIC

PHASE 1

ARTS LIAISON ENTERS
PRELIMINARY CRITERIA

-  **Staffing**
Ratio of arts instructors to students and number of full-time equivalent (FTE) arts instructors.
- 1 FTE/350 students
 - 1 FTE
 - 0.5 FTE
 - 0 FTE
-  **Disciplines and Depth**
Number of disciplines offered and number of levels per discipline.
- 3+ multi-level disciplines offered
 - 3 disciplines offered
 - 2 disciplines offered
 - 0 or 1 disciplines offered

CREATIVE SCHOOLS
CATEGORIES






- Category 1: Excelling
- Category 2: Strong
- Category 3: Developing
- Category 4: Emerging
- Category 5: Incomplete Data

The highest-numbered category score from the above elements (Staffing, Disciplines and Depth) is your Phase 1 Rating.

CONTINUE TO PHASE 2

PHASE 2

ARTS LIAISON ANSWERS FIVE QUESTIONS

-  **Budget:** Does the school dedicate funding to the arts?
-  **Professional Development:** Do instructors have arts-specific professional development during the school year?
-  **Arts Integration:** Does the school utilize arts integration strategies?
-  **Partnerships:** Does the school collaborate with at least one external community arts partner?
-  **Parent/Community Engagement:** Does the school have exhibits, performances, or volunteer opportunities for students, parents, and the community?

CALCULATE FINAL CATEGORY

If a school answers YES to three or more Phase 2 questions, it keeps its score from Phase 1. This is its final Category Rating.

Phase
1 + 0

If a school answers NO to three or more Phase 2 questions, it must add one to its Phase 1 score. This becomes its final Category Rating.

Phase
1 + 1

Final Category Rating _____