

STATE OF THE ARTS

IN CHICAGO PUBLIC SCHOOLS 2024-25

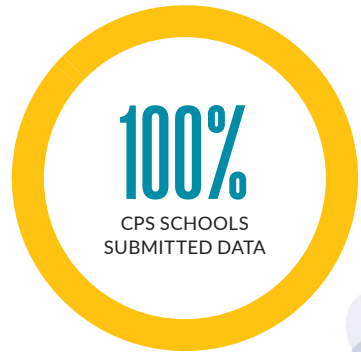
ingenuity

In this 13th *State of the Arts*, Chicago's arts education sector has demonstrated resilience and recovery even as challenges and uncertainty persist. The Creative Schools Certification (CSC) remains a critical tool for shared measurement, tracking access to and quality of arts education. While progress continues, 65,000 Chicago Public Schools (CPS) students still lack access to high-quality arts education — underscoring the need for continued action.

EVERY SINGLE CPS SCHOOL

645 OUT OF 645

SUBMITTED ARTS EDUCATION DATA



2024-25 THEMES:

1

Overall Creative Schools Certification ratings largely remained stable between 2023-24 and 2024-25.

2

Access to arts education continues to vary across student populations and communities across the city.

3

Access to arts education saw modest shifts across most metrics, yet notable gains in arts staffing. Quality metrics showed greater variation.

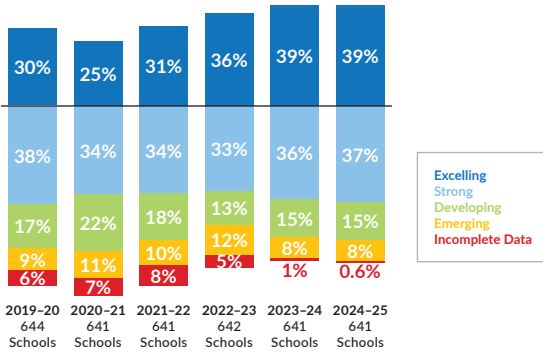
4

Arts partnerships saw declines across most metrics between 2023-24 and 2024-25.

EXPLORE
THE REPORT,
DASHBOARD,
AND TOOLKIT



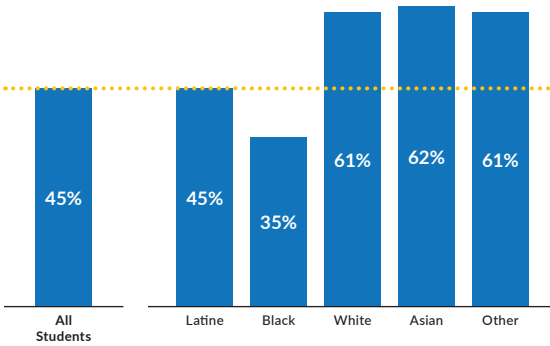
CSC RATINGS FOR ALL SCHOOLS



Based on the goals and priorities of the 2025 CPS Arts Education Plan:

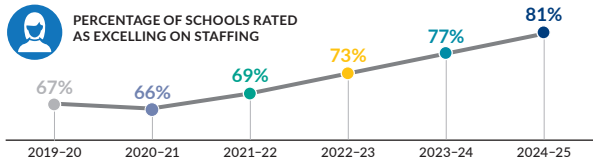
- The distribution of CSC ratings over the last two years was almost identical.
- 39% of all schools were rated as Excelling in 2024-25.

PERCENTAGE OF STUDENTS ATTENDING EXCELLING SCHOOLS, BY RACE/ETHNICITY



Black students were least likely to access high-quality arts education, while White and Asian students were about 75% more likely to be enrolled in Excelling schools.

Significant gains have been made in staffing since the onset of the COVID-19 pandemic.



While arts partnership metrics have recovered and grown since the year of remote learning, the 2024-25 school year reveals reversals across key measures since 2023-24:

- Schools with no arts partnerships more than doubled, from 34 to 71 schools.
- All partnership programming type counts decreased.

| PARTNERSHIP PROGRAM TYPE | PERCENT CHANGE |
|--------------------------|----------------|
| Field Trip | -7% |
| Resources | -11% |
| In-School Performance | -11% |
| Residency | -12% |
| Professional Learning | -17% |
| Out-of-School Time | -23% |
| Online | -43% |



383

organizations worked with

566

schools